

# MILLSTEAD

## 3/8" Click Installation Essentials

Millstead Click Wood Flooring can easily be installed by either a floating method or full spread glue down. Here are additional items recommended for each type of installation:


Looking to buy it now? Scroll over the  to purchase the product!

### FLOATING INSTALLATIONS:


#### UNDERLAYMENTS:

##### GOOD



 Unison #70-025


##### BETTER



 Black Jack #70-026

##### BEST




 Airguard #70-105

#### EXTRA PROTECTION:




Moisture Barricade

 #70-115

Use with Unison foam underlayment over concrete to protect against moisture.




Tongue and Groove Glue

 #1406-P

#### INSTALLATION TOOLS:



Tapping Block #10-17-8 



Pull Bar #10-18-8 




Floor Install Kit #10-28 

### FULL SPREAD GLUE APPLICATIONS

#### RECOMMENDED ADHESIVES:




Urethane Wood Flooring Adhesive

 # 1509-4




Urethane Adhesive, Noise reducer and Moisture barrier

 #R1530-4

#### INSTALLATION ACCESSORIES:




Use with 1509


Flat Top V-Notch Trowel,  #10142-12



Use with 1530

Tiger Tooth  Trowel #10144



Tapping Block  #10-17-8



Urethane Adhesive  Remover Wipes #R5505-W