

MILLSTEAD

3/4" Solid Installation Essentials

Millstead Solid Wood Flooring can easily be installed by nail or staple down. Here are additional items recommended for each type of installation:


Looking to buy it now? Scroll over the  to purchase the product!

MANUAL INSTALLATION

Nail/Staple installations require the use of a 15LB. asphalt felt


MANUAL NAILER:



16 gauge Manual Nailer
Porta-Nails Model # 402 

FASTENERS:




16 gauge Flooring Cleat
Porta-Nails "T" : 1-1/2" to 2" 

PNEUMATIC INSTALLATIONS

Nail/Staple installations require the use of a 15LB. asphalt felt


PNEUMATIC NAILER



18 gauge Flooring Nailer:
Porta-Nails Model # 418A 


PNEUMATIC STAPLER:




15 gauge Pneumatic Stapler:
Porta-Nails Model # 472A 

FASTENERS:



Flooring Cleat Nails
Porta-Nails: 1-3/4" 



15 Gauge Flooring Staples
Porta-Nails 

INSTALLATION ACCESSORIES



PortaJack Pro 47100 



Electric Jamb Saw # 10-55 