

# MILLSTEAD

## 3/4" Solid Installation Essentials

Millstead Solid Wood Flooring can easily be installed by nail or staple down. Here are additional items recommended for each type of installation:


Looking to buy it now? Scroll over the  to purchase the product!

### MANUAL INSTALLATION

*Nail/Staple installations require the use of a 15LB. asphalt felt*


#### MANUAL NAILER:



16 gauge Manual Nailer  
Porta-Nails Model # 402 

#### FASTENERS:




16 gauge Flooring Cleat  
Porta-Nails "T" : 1-1/2" to 2" 

### PNEUMATIC INSTALLATIONS

*Nail/Staple installations require the use of a 15LB. asphalt felt*


#### PNEUMATIC NAILER



18 gauge Flooring Nailer:  
Porta-Nails Model # 418A 


#### PNEUMATIC STAPLER:





15 gauge Pneumatic Stapler:  
Porta-Nails Model # 472A 

#### FASTENERS:



Flooring Cleat Nails  
Porta-Nails: 1-3/4" 



15 Gauge Flooring Staples  
Porta-Nails 

### INSTALLATION ACCESSORIES



PortaJack Pro 47100 



Electric Jamb Saw # 10-55 